

ZOOMLION ARTICULATING BOOM LIFTS

ZA45J/ZA62J

Comply with ANSI/CSA Standard

HIGHLIGHTS



▶ 660lb/300kg platform capacity for higher efficiency (ZA45J Only)

▶ Build-in multiple pressure control leveling system to enhance stability

▶ Precise load sensing system to improve overload safety operations

▶ Integrated with rotary reducer to enhance rotation stability

▶ Hostile Kits available for a dusty working environment

▶ Deadweight Lowering System for smooth operation and energy efficiency

▶ 51ft 10in working height

FEATURES

Standard Features

Horn
All motion alarm
Proportional control
Self-closing entry gate
Flashing beacon
Auto-leveling system
Emergency stop button
Over tilt protection system
Emergency descent system
On-board diagnostic system
Oscillating axle
4.3' LED display
Load sensing system
Swing-out engine tray

Accessories & Options

- ▶ Platform work lights
- ▶ Anti-collision device
- ▶ AC power to platform

ACCESS WITH ZOOMLION GREEN

Phone: 1 (833) USA-ZOOM
E-mail: sales@zoomlion-na.com

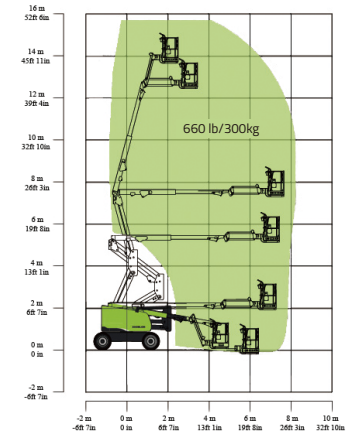
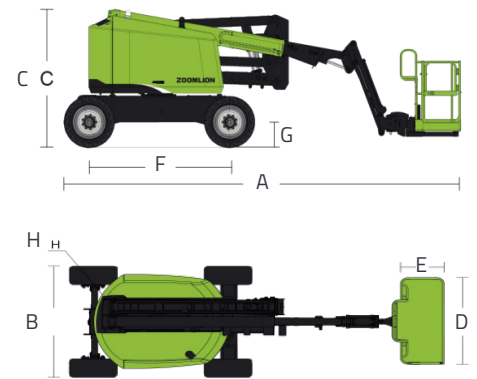
Add: Zoomlion Heavy Industry NA, Inc. 14215 Two Mile Road, Yorkville, WI 53126
Web: www.zoomlion-na.com

MAIN SPECS OF ARTICULATING BOOM LIFTS

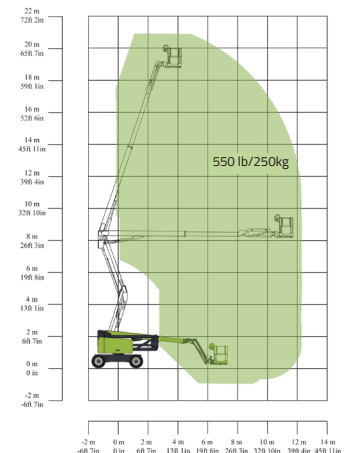
ZA45J/ZA62J

Comply with ANSI/CSA Standard

Model	ZA45J		ZA62J	
	Imperial	Metric	Imperial	Metric
Size				
Work Height	51ft 10in	15.80m	68ft 8in	20.93m
Platform Height	45ft 3in	13.80m	62ft 1in	18.93m
Horizontal Outreach	27ft 3in	8.30m	40ft 6in	12.35m
Up and Over Height	24ft 9in	7.55m	27ft 3in	8.3m
A - Stowed Length	21ft 7in	6.57m	29ft 11in	9.12m
B - Stowed Width	7ft 7in	2.30m	8ft 2in	2.49m
C - Stowed Height	7ft 5in	2.27m	8ft 6in	2.58m
D - Platform Length	6ft	1.83m	8/6ft	2.44/1.83m
E - Platform Width	2ft 6in	0.76m	3ft/2ft 6in	0.91/0.76m
F - Wheelbase	7ft 9in	2.36m	8ft 3in	2.52m
G - Ground Clearance	1ft 5in	0.42m	1ft 5in	0.42m
Performance				
Platform Capacity	660 lb	300kg	550 lb	250kg
Drive Speed	4.23 mph	6.8km/h	3.79 mph	6.1km/h
Gradeability	45% (24°)	45%(24°)	45%(24°)	45%(24°)
Axles Oscillation	4in	0.1m	8in	0.2m
Turning Radius (Inside)	6ft 9in	2.06m	8ft 3in	2.51m
Turning Radius (Outside)	15ft 8in	4.78m	17ft 11in	5.47m
Swing	355°		360° continuous	
Platform Rotation	±90°		±90°	
H-Tail Swing	0		0	
Max. Working Slope	5°		5°	
Max. Wind Speed	27.96mph	12.5m/s	27.96mph	12.5m/s
Power				
Diesel Engine	Kubota V2403 Deutz D2.9L4		Kubota V2403	
Engine Power	48.3hp/2600rpm	36kw/2600rpm	48.3hp/2600rpm	36kw/2600rpm
Fuel Tank Capacity	17.2 (us gal)	65L	39.6 (us gal)	150L
Auxiliary Power	12V		12V	
Control Voltage	12V		12V	
Hydraulic System Capacity	39.6 (us gal)	150L	42.3 (us gal)	160L
Hydraulic Tank Capacity	20.1 (us gal)	76L	19.8 (us gal)	75L
Drive	4WD		4WD	
Tire				
Type	315/55 D20 Foam-filled Tires		355/55 D625 Foam-filled Tires	
Weight				
Gross	15653 lb	7100kg	24251 lb	11000kg



Range of Motion ZA45J



Range of Motion ZA62J